



Monthly M&E Report

December, 2025



Monitoring Visits Planned

Regular	Compliance	Special
83	31	07
Total :		121

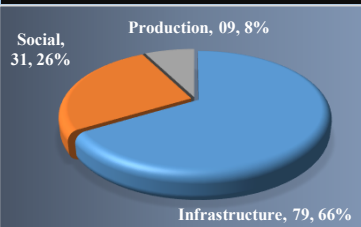
Visits Conducted

Regular	Compliance	Special
81	31	07
Total :		119

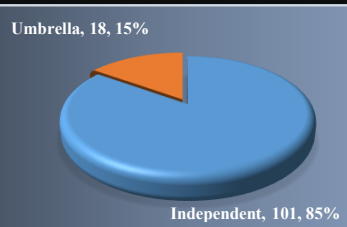
Published Reports

Current Month	Previous Month
08	197
<hr/>	
Total :	205

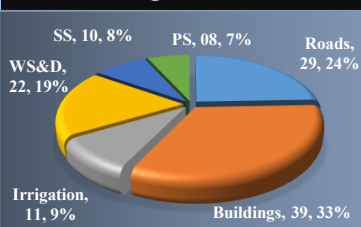
Sector @ Wise Distribution



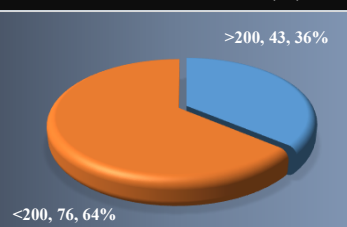
Type Wise Distribution



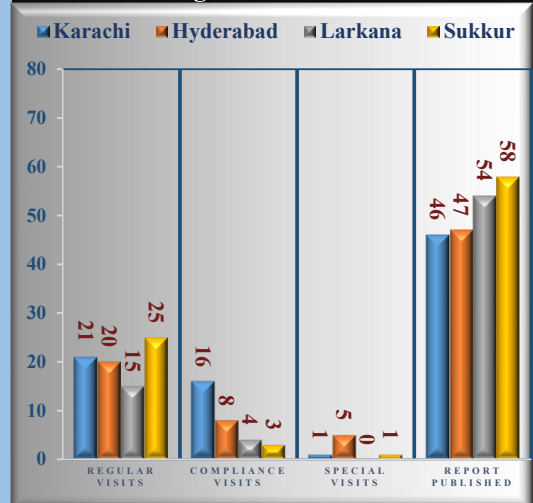
Sub-Sector @ Wise Distribution



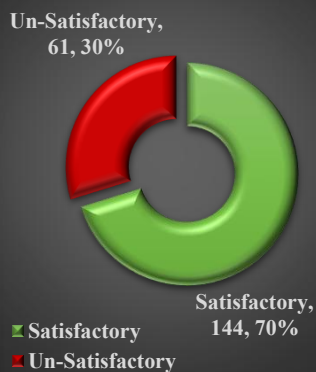
Cost Wise Distribution (M)



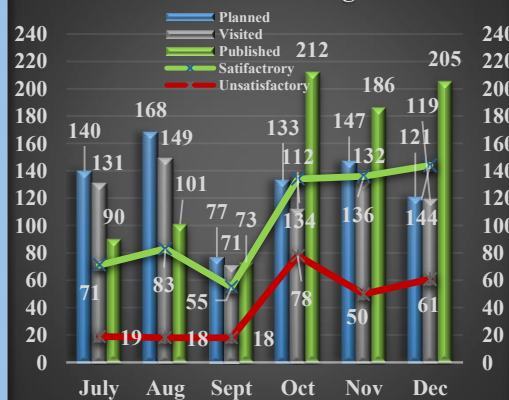
MEC Region Wise Visits Status



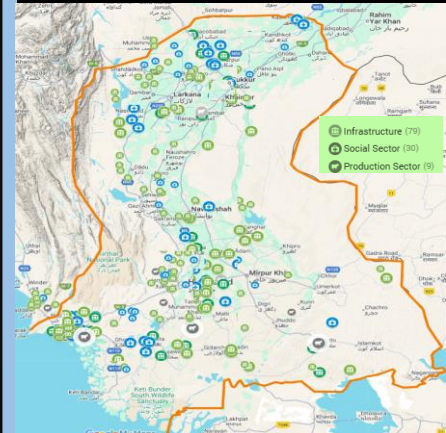
Published Report Status



Month Wise Progress



Visited Schemes Map



Top 10 Departments Visited

S#	Department	Visits
1	Public Health Engineering	20
2	School Education & Literacy	16
3	Irrigation Department	12
4	Works & Services	11
5	Health	10
6	Local Government & HTP	09
7	College Education	08
8	Livestock & Fisheries	07
9	Sports & Youth Affairs	04
10	Home	03

PC(s) Receiving / Dept. Enquiries

S#	Description	No.	%
1	Total ADP Schemes	3642	100%
2	PC-III (A) Recieved	00	00%
3	PC-III (B) Received for November 2025	2890	79%
4	PC-IV Recieved	05	
5	Schemes Approved for Dept: Enquiry	11	

Major Observations

- Defects noted during site visits include settled and broken glazed tiles.
- Delays and advance payments indicate risk of cost overruns and financial discrepancies
- The SPI and CPI values indicate that most projects are behind schedule
- It was observed that no significant rectification work was carried out during the compliance visits.
- Significant quality issues were noted in the pond banks, which were not properly dressed, leveled, or

@ Sector / Sub Sector bifurcation as per MEC