



# Monthly M&E Report

January, 2026



## Monitoring Visits Planned

Regular	Compliance	Special
87	58	08
<b>Total :</b>		<b>153</b>

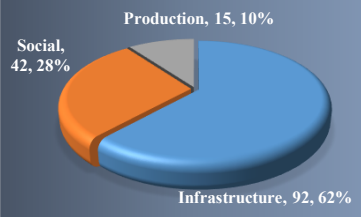
## Visits Conducted

Regular	Compliance	Special
87	56	06
<b>Total :</b>		<b>149</b>

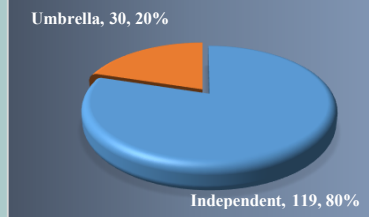
## Published Reports

Current Month	Previous Month	
18	106	
<b>Total :</b>		<b>124</b>

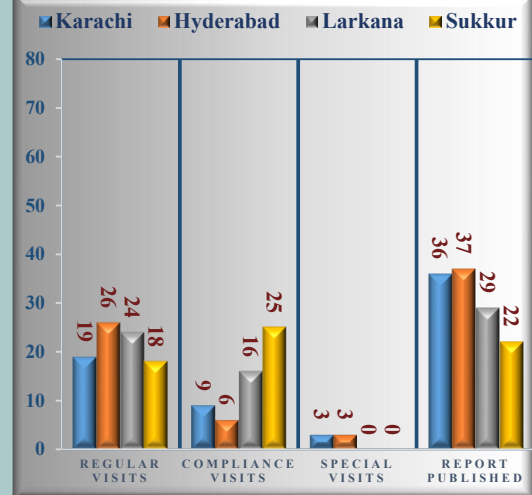
### Sector @ Wise Distribution



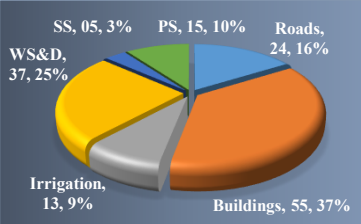
### Type Wise Distribution



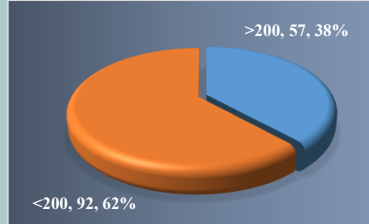
### MEC Region Wise Visits Status



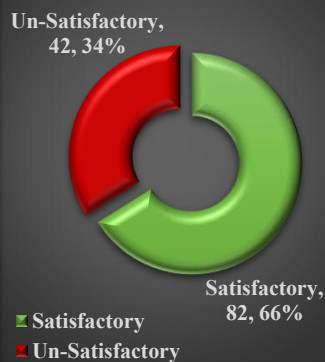
### Sub-Sector @ Wise Distribution



### Cost Wise Distribution (M)



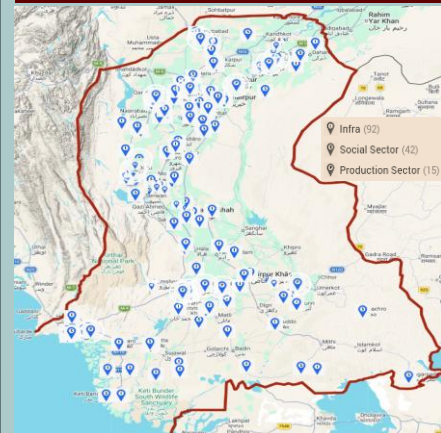
### Published Report Status



### Month Wise Progress



### Visited Schemes Map



### Top 10 Departments Visited

S#	Department	Visits
1	Public Health Engineering	34
2	Education and Literacy	25
3	Work and Service	17
4	Irrigation	13
5	Local Government & HTP	10
6	Livestock and Fisheries	08
7	Health	08
8	Agriculture, Supply & Prices	04
9	Forest, Wildlife & CDA	04
10	Law P.A. & Prosecution	04

### PC(s) Receiving / Dept. Enquiries

S#	Description	No.	%
1	Total ADP Schemes	3642	100%
2	PC-III (A) Received	00	00%
3	PC-III (B) Received for December 2025	3279	90%
4	PC-IV Received	04	
5	Schemes Approved for Dept: Enquiry	07	

### Major Observations

1	Change of project scope without approval has been noted
2	The SPI and CPI values indicate that most projects are behind schedule
3	Civil work abandoned at site & machinery dumped
4	Significant discrepancy noted between physical and financial progress
5	MEC team did not observed any rectification work, on several Compliance Visits

@ Sector / Sub Sector bifurcation as per MEC