



Monthly M&E Report

February, 2026



Monitoring Visits Planned

Regular	Compliance	Special
108	26	21
Total :		155

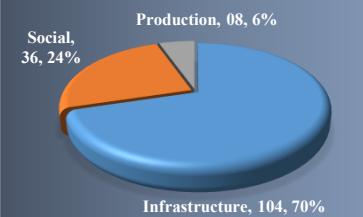
Visits Conducted

Regular	Compliance	Special
102	25	21
Total :		148

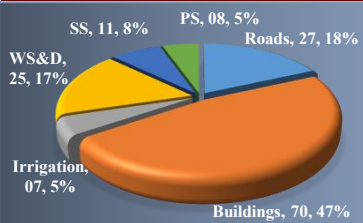
Published Reports

Current Month	Previous Month	
16	113	
Total :		129

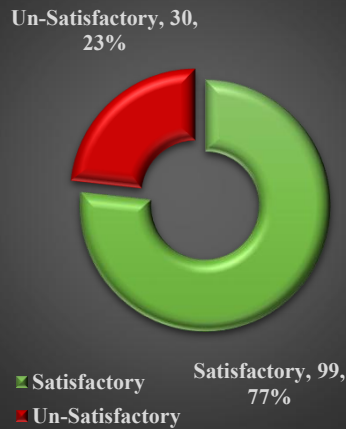
Sector @ Wise Distribution



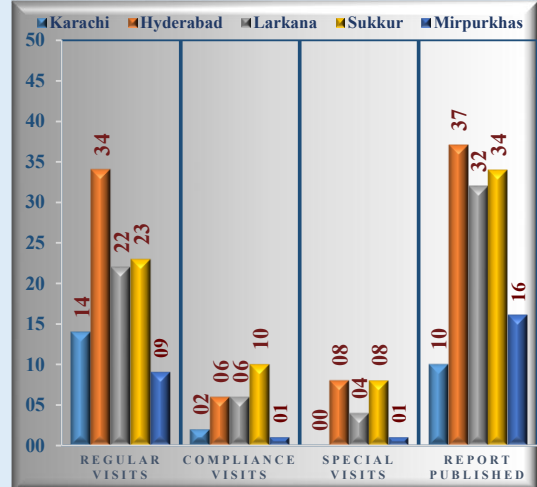
Sub-Sector @ Wise Distribution



Published Report Status



MEC Region Wise Visits Status



Month Wise Progress



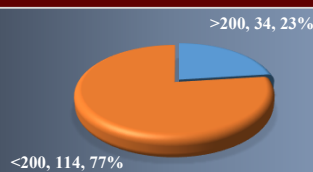
Visited Schemes Map



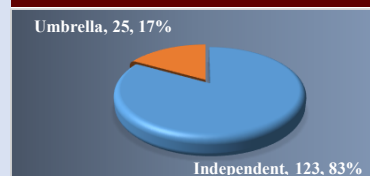
Top 10 Departments Visited

S#	Department	Visits
1	Public Health Engineering	27
2	Education and Literacy	26
3	Work and Service	24
4	Local Government & HTP	08
5	Livestock and Fisheries	08
6	Irrigation	07
7	Minorities & Affairs	06
8	Health	05
9	Home	05
10	Law P.A, & Prosecution	05

Cost Wise Distribution (M)



Type Wise Distribution



PC(s) Receiving / Dept. Enquiries

S#	Description	No.	%
1	Total ADP Schemes	3642	100%
2	PC-III (A) Recieved	00	00%
3	PC-III (B) Received for January 2026	2357	65%
4	PC-IV Recieved	03	
5	Schemes Approved for Dept: Enquiry	00	

@ Sector / Sub Sector bifurcation as per MEC