



# Monthly M&E Report

March, 2026



## Monitoring Visits Planned

Regular	Compliance	Special	PMU
92	37	09	02
<b>Total :</b>			<b>140</b>

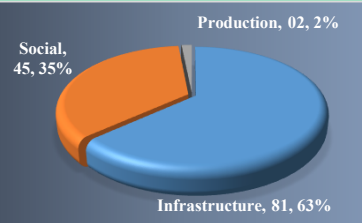
## Visits Conducted

Regular	Compliance	Special	PMU
83	35	08	02
<b>Total :</b>			<b>128</b>

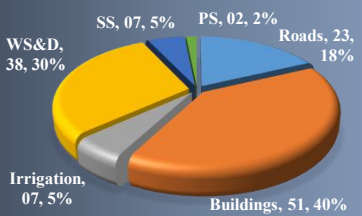
## Published Reports

Current Month	Previous Month
09	126
<b>Total :</b>	
<b>135</b>	

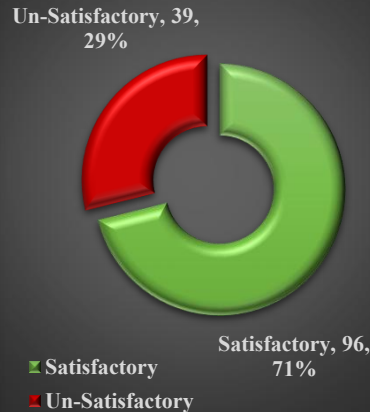
### Sector @ Wise Distribution



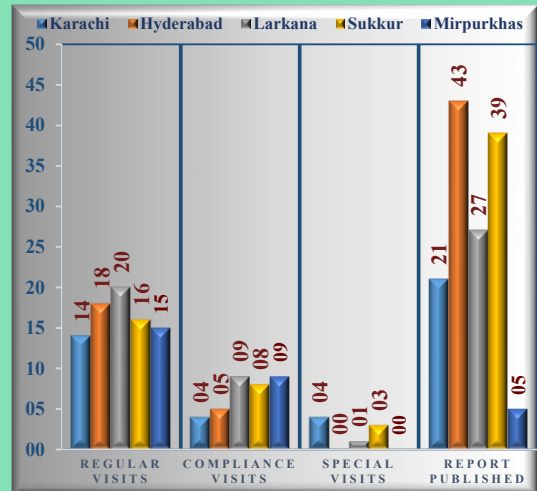
### Sub-Sector @ Wise Distribution



### Published Report Status



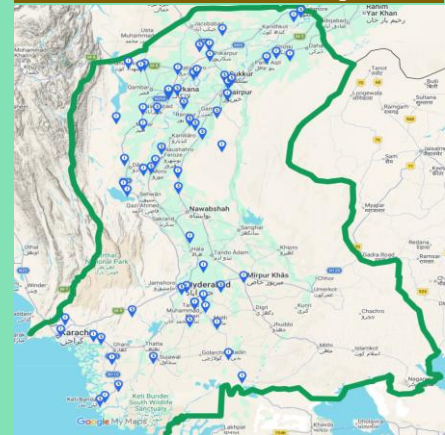
### MEC Region Wise Visits Status



### Month Wise Progress



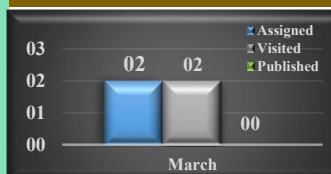
### Visited Schemes Map



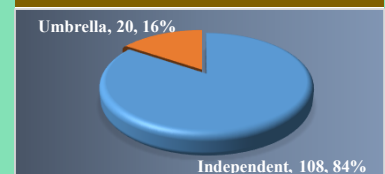
### Top 10 Departments Visited

S#	Department	Visits
1	Public Health Engineering	26
2	Education and Literacy	25
3	Work and Service	22
4	Local Government & HTP	07
5	Irrigation	07
6	Health	06
7	Human Settlement, S.D & S.H	06
8	Rural Development	06
9	Agriculture, Supply & Prices	04
10	Home	04

### PMU Month Wise Progress



### Type Wise Distribution



### PC(s) Receiving / Dept. Enquiries

S#	Description	No.	%
1	Total ADP Schemes	3642	100%
2	PC-III (A) Received	00	00%
3	PC-III (B) Received for February 2026	2221	61%
4	PC-IV Received	01	--
5	Schemes Approved for Dept: Enquiry	07	--

@ Sector / Sub Sector bifurcation as per MEC